

United States House of Representatives Financial Report 2020



Financial Statements *for the*
Fiscal Year Ended September 30, 2020

October 25, 2021 | *Report No. 21-HSW-05*



TABLE OF CONTENTS

Office of Inspector General Audit Report Summary	3
Management's Discussion and Analysis	7
Independent Auditor's Report	15
Fiscal Year 2020 Financial Statements	23
Consolidated Balance Sheets	26
Consolidated Statements of Net Cost	27
Consolidated Statements of Changes in Net Position	28
Combined Statements of Budgetary Resources	29
Notes to the Financial Statements	31
Required Supplementary Information.....	55
Stewardship Property and Equipment.....	57
Combining Statements of Budgetary Resources	59







Office of Inspector General Audit Report Summary







Office of Inspector General
U.S. House of Representatives
Washington, DC 20515-9990

ANNUAL FINANCIAL STATEMENTS FISCAL YEAR 2020

SUMMARY

This report presents the audited Annual Financial Statements of the United States House of Representatives (House) for the fiscal years ended September 30, 2020¹. We contracted with Williams, Adley & Company-DC LLP (Williams Adley), a certified public accounting firm, to perform an audit of the House’s financial statements, and to report on internal control over financial reporting and on any reportable noncompliance with tested laws and regulations as of and for the fiscal year ended September 30, 2020. The contract required the audit be performed in accordance with auditing standards generally accepted in the United States of America.

For the twenty-third consecutive year, the external auditors expressed an unmodified² opinion on the House’s financial statements, a noteworthy accomplishment for the House. An unmodified opinion means the financial statements present fairly, in all material respects, the financial position and results of operations in accordance with accounting principles generally accepted in the United States of America.

Williams Adley did not report any significant deficiencies or material weaknesses for the fiscal year ended September 30, 2020³. Williams Adley is solely responsible for the attached auditor’s report dated September 10, 2021 and the conclusions expressed therein. The Office of Inspector General does not express an opinion on the House’s financial statements, the effectiveness of internal control over financial reporting, or compliance with tested laws and regulations.

We would like to thank House management and staff for their assistance and cooperation during the course of this audit.

¹ Comparative statements presenting the current and preceding years are required by professional standards.

² Prior to fiscal year 2013, a “clean” audit opinion was reported as an “unqualified” audit opinion.

³ A significant deficiency is a deficiency, or a combination of deficiencies, in internal control, that is less severe than a material weakness, yet important enough to merit attention by those charged with governance. A material weakness is a deficiency, or combination of deficiencies, in internal control, such that there is a reasonable possibility that a material misstatement of the entity’s financial statements will not be prevented, or detected and corrected, on a timely basis.





Management's Discussion and Analysis



MANAGEMENT'S DISCUSSION AND ANALYSIS FISCAL YEAR 2020

INTRODUCTION

The U.S. House of Representatives (House) is one of two legislative chambers that comprise the Congress of the United States. The other is the U.S. Senate. Congress is a part of the Federal Government's legislative branch. Fiscal Year (FY) 2020 (October 1, 2019 – September 30, 2020) coincided with sessions of the 116th U.S. Congress.

Our History

Article I, Section 1 of the Constitution, adopted by the Constitutional Convention on September 17, 1787, created and vested all legislative powers to the Congress. As outlined in the Constitution, the House represents citizens based on district populations, while the Senate represents

citizens on an equal state basis. The primary purpose of the House is to pass legislation, and represent constituents and provide oversight over federal agencies. The House has several powers assigned exclusively to it, including the power to initiate revenue bills, impeach federal officials, and elect the President in the case of an Electoral College tie.



OUR ORGANIZATION

House Membership

The House is comprised of 435 voting Representatives, proportionally representing the population of the 50 states. The current size was set by Public Law 62-5 on August 8, 1911, and in effect since 1913. Article I, Section 2 of the U.S. Constitution provides for both the minimum and maximum numbers of Members in the House; and each state, territory, or district is entitled to at least one Representative. A Resident Commissioner from Puerto Rico and Delegates from American Samoa, the District of Columbia, Guam, the Northern Mariana Islands, and the Virgin Islands complete the composition of the House.

Members are elected by the people for 2-year terms, with all terms running for the same period. Elections for Representatives are held every even-numbered year on Election Day. Article I, Section 2 of the U.S. Constitution states: "No Person shall be a Representative who shall not have attained to the Age of twenty five Years, and been

seven Years a Citizen of the United States, and who shall not, when elected, be an Inhabitant of that State in which he shall be chosen."

House Leadership

Article I, Section 2 of the Constitution states, "The House of Representatives shall chuse (sic) their Speaker and other officers." In addition to the Speaker, each political party in the House has a leadership hierarchy, typically including a Majority Leader, Minority Leader, Majority Whip, and Minority Whip.

The Speaker acts as leader of the House and combines several institutional and administrative roles. Majority and minority leaders represent their respective parties on the House floor. Whips assist leadership in managing their party's legislative program on the House floor.

A party caucus or conference is the name given to a meeting or organization of all party Members in the House.

During these meetings, party Members discuss matters of concern. The majority party Members and the minority party Members meet in separate caucuses to select their leader. Third parties rarely have had enough Members to elect their own leadership, and independents will generally join one of the larger party organizations to receive committee assignments.

Committees

The Rules of the House, adopted at the beginning of each new Congress, allow for the creation of Standing and Special and Select Committees. Before Members are assigned to Committees, each Committee's size and the proportion of Republicans to Democrats must be decided by the party leaders. The total number of Committee slots allotted to each party is approximately the same as the ratio between majority party and minority party Members in the full Chamber.

The House's 21 Standing and Special and Select Committees have different legislative jurisdictions. Each considers bills and issues and recommends measures for consideration by the House. Committees also have oversight responsibilities to monitor agencies, programs, and activities within their jurisdictions, and in some cases in areas that cut across Committee jurisdictions. Current Joint Committees include the Joint Economic Committee, the Joint Committee on the Library, the Joint Committee on Printing, and the Joint Committee on Taxation.

The Committee of the Whole House is a Committee of the House on which all Representatives serve and which meets in the House Chamber for the consideration of measures from the Union calendar.

Commissions

Congress has created a wide variety of temporary and permanent commissions to serve as advisory bodies for investigative or policy-related issues, or to carry out administrative, interparliamentary, or commemorative tasks. Such commissions are typically created by either law or House Resolution, and may be composed of House Members, private citizens, or a mix of both. In some cases, the commissions are entities of the House or Congress itself; in other cases, they are crafted as independent entities within the legislative branch.

House Officers and Officials

Rule II of the Rules of the House for the 116th Congress provided for the election of four officers to support House operations: a Clerk, a Sergeant-at-Arms, a Chief Administrative Officer (CAO), and a Chaplain. The Rules of the House also established the Offices of Inspector General, Historian, and General Counsel.

Under House Rule II, the CAO has "operational and financial responsibility for functions as assigned by the Committee on House Administration and shall be subject to the policy direction and oversight of the Committee on House Administration." According to Committee on House Administration records, the CAO has been designated as the disbursing officer for the House of Representatives since July 1, 1995. Additionally, House Rule II requires the CAO to "fully cooperate with the appropriate offices and persons in the performance of reviews and audits of financial records and administrative operations." Accordingly, an audit of the financial statements of the House, as prepared by the CAO, is performed annually.

Location

The House Chamber is located in the U.S. Capitol in Washington, D.C. Other House administrative buildings in Washington, D.C. include the Cannon, Ford, Longworth, O'Neill, and Rayburn House office buildings.



FINANCIAL HIGHLIGHTS

The financial summary and highlights that follow provide an overview of the FY 2020 and FY 2019 financial statements of the House.

In order to help the reader to understand the House’s financial results, position, and condition, the following analysis addresses the relevance of particular balances and amounts as well as major changes in types and/or amounts of assets, liabilities, costs, revenues, obligations, and outlays.

Basis of Accounting and Presentation

The FY 2020 and FY 2019 financial statements present the financial position, net cost of operations, changes in net position and budgetary resources of the House. These statements have been prepared in accordance with U.S. Generally Accepted Accounting Principles (GAAP) issued by the Federal Accounting Standards Advisory Board (FASAB) and the applicable form and content requirements of the Office of Management and Budget’s (OMB) Circular No. A-136, *Financial Reporting Requirements*.

The House’s accounting structure, in accordance with GAAP, utilizes both accrual and budgetary accounting. Under accrual accounting, events are recognized as they occur, as opposed to when cash is received or disbursed. Therefore, revenues are recorded when earned and expenses are recorded when a liability is incurred, without regard to receipt or payment of cash. The budgetary accounting, on the other hand, facilitates compliance with legal constraints on, and controls over, the use of Federal funds.

Balance Sheet

The Balance Sheet is a representation of the House’s financial condition at the end of the fiscal year. It shows the resources that the House holds to meet its statutory requirements (Assets); the amounts it owes that will require payment from these resources (Liabilities); and, the difference between them (Net Position).

Condensed Balance Sheet Data

Dollars in Millions	2020	2019	% Change
Fund Balance with Treasury	\$229	\$205	12%
Property and Equipment, Net	22	21	5%
Other Assets	17	18	-6%
Total Assets	\$268	\$244	10%
Accounts Payable	26	28	-7%
Actuarial FECA Liabilities	27	28	-4%
Other Liabilities	29	20	45%
Total Liabilities	\$82	\$76	8%
Unexpended Appropriations	177	154	15%
Cumulative Results from Operations	9	14	-36%
Total Net Position	\$186	\$168	11%
Total Liabilities and Net Position	\$268	\$244	10%

Assets

The House reported total assets of \$268 million as of September 30, 2020, a 10 percent increase from prior year total assets of \$244 million. The Fund Balance with Treasury of \$229 million represents the primary asset on the Balance Sheet of the House (85 percent of total assets).

Property and Equipment is the second largest asset, with a net balance of \$22 million. The major items in this category include computer software, hardware, and equipment. Other Assets include Cash, Accounts Receivable, Inventory and Operating Materials and Supplies, and Advances and Prepayments.

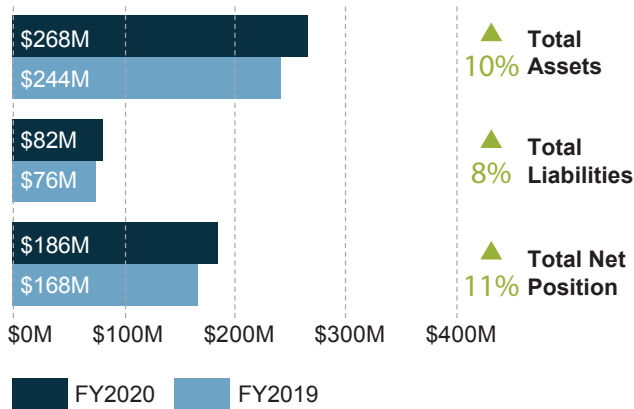
Liabilities

The House reported total liabilities of \$82 million as of September 30, 2020, an increase from the prior year total of \$76 million. The primary categories include Accounts Payable of \$26 million (32 percent of total liabilities) and Actuarial Federal Employees’ Compensation Act (FECA) Liabilities of \$27 million (33 percent of total liabilities).

Other Liabilities include categories such as Accrued Payroll and Benefits, Accrued Annual Leave, Advances from Others, Capital Lease Liabilities, and Other Liabilities.

Total Net Position

The Net Position as of September 30, 2020 was \$186 million, an increase of \$18 million (11 percent) from the prior fiscal year. The balance was primarily comprised of Unexpended Appropriations of \$177 million.



Statement of Net Cost

The Statement of Net Cost (SNC) in the Federal Government is different from a private-sector income statement in that the SNC reports expenses first and then subtracts the revenues that financed those expenses to arrive at a net cost.

Condensed Statement of Net Cost Data

Dollars in Millions	2020	2019	% Change
Legislative Activities			
Gross Costs	\$1,724	\$1,631	6%
Less: Earned Revenue	-4	-8	-50%
Net Program Costs	\$1,720	\$1,623	6%
Revolving Fund Activities			
Gross Costs	6	8	-25%
Less: Earned Revenue	-5	-6	-17%
Net Program Costs	\$1	\$2	-50%
Net Cost of Operations	\$1,721	\$1,625	6%

Earned Revenues

Earned revenues occur when the House provides goods or services to another Federal entity or the public. The House reports earned revenues regardless of whether it is permitted to retain the revenue or remit it to Treasury.

Net Cost of Operations

The Net Cost of Operations for FY 2020 was \$1.7 billion, and primarily comprised of Legislative Activities.

Statement of Changes in Net Position

The Statement of Changes in Net Position (SCNP) reports the change in net position during the reporting period. Net Position is affected by changes to its two components: Cumulative Results from Operations and Unexpended Appropriations.

Net Position for FY 2020 totaled \$186 million, an increase of \$18 million from FY 2019.

Cumulative Results from Operations

The Total Cumulative Results from Operations for FY 2020 was \$9 million, a decrease of \$5 million from FY 2019.

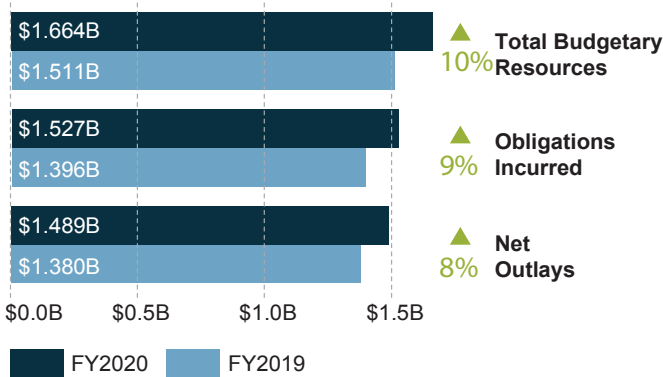
Unexpended Appropriations

Unexpended Appropriations for FY 2020 was \$177 million, an increase of \$23 million from FY 2019.



Statement of Budgetary Resources

In accordance with Federal statutes and regulations, the House may incur obligations and make payments to the extent it has budgetary resources to cover such items. The Statement of Budgetary Resources (SBR) presents the sources of the House’s budgetary resources, their status at the end of the year, obligated balances, and the relationship between its budgetary resources and the outlays it made against them.



The House finances most of its operations through congressional appropriations of budget authority. To the extent that revenue generated by some House entities does not cover expenses, appropriations are required. The House receives annual, multi-year and no-year appropriations that may be used, within statutory limits, for operating and capital expenditures. A financing source is recognized for these appropriated funds received, less appropriations transferred or not available through rescission or cancellation. The House usually receives the full amount of its appropriation at the beginning of each fiscal year as stated in the public law. The House reported total budgetary

resources for FY 2020 of \$1.664 billion, up 10 percent from FY 2019.

Limitations of the Financial Statements

The principal financial statements have been prepared to report the financial position and results of operations of the House.

While the statements have been prepared from the books and records of the House of Representatives in accordance with GAAP for federal entities and in the formats prescribed by OMB, the statements are in addition to the financial reports used to monitor and control budgetary resources that are prepared from the same books and records.

The statements should be read with the realization that they are for a component of the U.S. Government, a sovereign entity.

COVID - 19 Financial Impact

Under the Coronavirus Aid, Relief and Economic Security (CARES) Act, the House received \$25.4 million in supplemental funding to prevent, prepare for and respond to COVID-19 throughout the facilities and grounds under the agency’s care.

Legislative Activities

The House spent \$5.8 million in funding for computers, contract payments, and supplies and materials on COVID-19 protection.

Revolving Fund Activities

The House spent \$1.7 million on COVID-related reimbursement and salaries.



Office of the
Chief Administrative Officer
U.S. House of Representatives
Washington, DC 20515-6860

**STATEMENT OF ASSURANCE
FISCAL YEAR 2020**

The Office of the Chief Administrative Officer (CAO) management is responsible for managing risks and maintaining effective internal control. The CAO considers internal control best practices to be a key component of ensuring the organization's objectives are achieved and has adopted processes to monitor, assess, and improve internal control effectiveness.

The internal control assessment is a review of the design and operating effectiveness of key internal control activities for the CAO's business processes and follows a risk-based approach in determining the key controls to be assessed during the fiscal year. The goal of the internal control assessment process is to monitor, assess and improve the design and operational effectiveness of internal controls.

Based on the results of the assessment, the CAO can provide reasonable assurance that internal control was operating effectively as of September 30, 2020. This year, neither the CAO management nor the financial statement auditors found any material weaknesses in the design or operation of internal controls over reporting.



Catherine L. Szpindor
Chief Administrative Officer





Independent Auditor's Report







Independent Auditor's Report

Office of the Inspector General
United States House of Representatives

In our audits of the fiscal years 2020 and 2019 financial statements of the U.S. House of Representatives (House), we found:

- The House's financial statements as of and for the fiscal years ended September 30, 2020, and 2019, are presented fairly, in all material respects, in accordance with U.S. generally accepted accounting principles;
- no material weaknesses in internal control over financial reporting based on the limited procedures we performed;¹ and
- no reportable noncompliance for fiscal year 2020 with provisions of applicable laws, regulations, contracts, and grant agreements we tested.

The following sections discuss in more detail (1) our report on the financial statements, certain required supplementary information (RSI)², (2) our report on internal control over financial reporting; (3) our report on compliance with laws, regulations, contracts, and grant agreements; and (4) House comments.

Report on the Financial Statements

In accordance with the standards applicable to financial audits contained in *Government Auditing Standards* issued by the Comptroller General of the United States; and OMB Bulletin No. 21-04, *Audit Requirements for Federal Financial Statements*, we have audited the House's financial statements. The House's financial statements comprise the balance sheets as of September 30, 2020, and 2019; the related statements of net cost, consolidated changes in net position, and combined budgetary resources for the fiscal years then ended; and the related notes to the financial statements (collectively the financial statements).

¹A material weakness is a deficiency, or combination of deficiencies, in internal control over financial reporting, such that there is a reasonable possibility that a material misstatement of the entity's financial statements will not be prevented, or detected and corrected, on a timely basis. A deficiency in internal control exists when the design or operation of a control does not allow management or employees, in the normal course of performing their assigned functions, to prevent, or detect and correct, misstatements on a timely basis.

²The RSI consists of Management's Discussion and Analysis, the Combining Statement of Budgetary Resources, and Stewardship Property and Equipment sections, which are included with the financial statements.

WILLIAMS, ADLEY & COMPANY-DC, LLP
Certified Public Accountants / Management Consultants
1030 15th Street, NW, Suite 350 West • Washington, DC 20005 • (202) 371-1397 • Fax: (202) 371-9161
www.williamsadley.com

We conducted our audits in accordance with auditing standards generally accepted in the U.S.; the standards applicable to financial audits contained in *Government Auditing Standards*, issued by the Comptroller General of the United States; and Office of Management and Budget (OMB) Bulletin No. 21-04 *Audit Requirements for Federal Financial Statements* (OMB Bulletin 21-04). We believe that the audit evidence we obtained is sufficient and appropriate to provide a basis for our audit opinions.

Management's Responsibility

House management is responsible for (1) the preparation and fair presentation of these financial statements in accordance with U.S. generally accepted accounting principles; (2) preparing, measuring, and presenting the RSI in accordance with U.S. generally accepted accounting principles and (3) maintaining effective internal control over financial reporting, including the design, implementation, and maintenance of internal control relevant to the preparation and fair presentation of financial statements that are free from material misstatement, whether due to fraud or error.

Auditor's Responsibility

Our responsibility is to express an opinion on these financial statements based on our audits. U.S. generally accepted auditing standards, U.S. generally accepted government auditing standards, and OMB Bulletin No. 21-04 require that we plan and perform the audit to obtain reasonable assurance about whether the financial statements are free from material misstatement. We are also responsible for applying certain limited procedures to RSI and other information included with the financial statements.

An audit of financial statements involves performing procedures to obtain audit evidence about the amounts and disclosures in the financial statements. The procedures selected depend on the auditor's judgment, including the auditor's assessment of the risks of material misstatement of the financial statements, whether due to fraud or error. In making those risk assessments, the auditor considers internal control relevant to the entity's preparation and fair presentation of the financial statements in order to design audit procedures that are appropriate in the circumstances, but not for the purpose of expressing an opinion on the effectiveness of the entity's internal control. Accordingly, we express no such opinion. An audit of financial statements also involves evaluating the appropriateness of the accounting policies used and the reasonableness of significant accounting estimates made by management, as well as evaluating the overall presentation of the financial statements. Our audits also included performing such other procedures as we considered necessary in the circumstances.

Opinion on Financial Statements

In our opinion, the House's financial statements present fairly, in all material respects, the House's financial position as of September 30, 2020, and 2019, and its net cost of operations, consolidated changes in net position, and combined budgetary resources for the fiscal years then ended in accordance with U.S. generally accepted accounting principles.

Other Matters

Required Supplementary Information

U.S. generally accepted accounting principles issued by the Federal Accounting Standards Advisory Board (FASAB) and OMB Circular A-136, *Financial Reporting Requirements*,

require that the RSI be presented to supplement the financial statements for Executive Branch Agencies. Although the RSI is not a part of the financial statements, FASAB considers this information to be an essential part of financial reporting for placing the financial statements in appropriate operational, economic, or historical context. The House is a Legislative branch agency, which has elected to prepare its financial statements and related notes in accordance with the aforementioned Circular. However, as a Legislative branch agency, certain RSI disclosures required by the Circular are not applicable to the House or are not required by certain laws or regulations. We have applied certain limited procedures to the RSI in accordance with U.S. generally accepted government auditing standards, which consisted of inquiries of management about the methods of preparing the RSI and comparing the information for consistency with management's responses to the auditor's inquiries, the financial statements, and other knowledge we obtained during the audit of the financial statements, in order to report omissions or material departures from FASAB guidelines, if any, identified by these limited procedures. We did not audit and we do not express an opinion or provide any assurance on the RSI because the limited procedures we applied do not provide sufficient evidence to express an opinion or provide any assurance.

Report on Internal Control over Financial Reporting

In connection with our audits of the House's financial statements, we considered the House's internal control over financial reporting, consistent with our auditor's responsibility discussed below. We performed our procedures related to the House's internal control over financial reporting in accordance with U.S. generally accepted government auditing standards.

Management's Responsibility

The House management is responsible for maintaining effective internal control over financial reporting, including the design, implementation, and maintenance of internal control relevant to the preparation and fair presentation of financial statements that are free from material misstatement, whether due to fraud or error.

Auditor's Responsibility

In planning and performing our audit of the House's financial statements as of and for the year ended September 30, 2020, in accordance with U.S. generally accepted government auditing standards, we considered the House's internal control over financial reporting as a basis for designing audit procedures that are appropriate in the circumstances for the purpose of expressing our opinion on the financial statements, but not for the purpose of expressing an opinion on the effectiveness of the House's internal control over financial reporting. Accordingly, we do not express an opinion on the House's internal control over financial reporting. We are required to report all deficiencies that are considered to be significant deficiencies³ or material weaknesses. We did not consider all internal controls relevant to operating objectives, such as those controls relevant to preparing performance information and ensuring efficient operations.

³A significant deficiency is a deficiency, or a combination of deficiencies, in internal control over financial reporting that is less severe than a material weakness, yet important enough to merit attention by those charged with governance.

Definition and Inherent Limitations of Internal Control over Financial Reporting

An entity’s internal control over financial reporting is a process effected by those charged with governance, management, and other personnel, the objectives of which are to provide reasonable assurance that (1) transactions are properly recorded, processed, and summarized to permit the preparation of financial statements in accordance with U.S. generally accepted accounting principles, and assets are safeguarded against loss from unauthorized acquisition, use, or disposition, and (2) transactions are executed in accordance with provisions of applicable laws, including those governing the use of budget authority, regulations, contracts, and grant agreements, noncompliance with which could have a material effect on the financial statements.

Because of its inherent limitations, internal control over financial reporting may not prevent, or detect and correct, misstatements due to fraud or error.

Results of Our Consideration of Internal Control over Financial Reporting

Our consideration of internal control was for the limited purpose described above, and was not designed to identify all deficiencies in internal control that might be material weaknesses and significant deficiencies or to express an opinion on the effectiveness of the internal control over financial reporting. Given these limitations, during our audit, we did not identify any deficiencies in internal control over financial reporting that we consider to be material weaknesses. However, material weaknesses may exist that have not been identified.

During our fiscal year 2020 audit, we identified deficiencies in the House’s internal control over financial reporting that we do not consider to be material weaknesses or significant deficiencies. Nonetheless, these deficiencies warrant House’s management’s attention. We have communicated these matters to House’s management and, where appropriate, will report on them separately.

Intended Purpose of Report on Internal Control over Financial Reporting

The purpose of this report is solely to describe the scope of our consideration of the House’s internal control over financial reporting and the results of our procedures, and not to provide an opinion on the effectiveness of the House’s internal control over financial reporting. This report is an integral part of an audit performed in accordance with U.S. generally accepted government auditing standards in considering internal control over financial reporting. Accordingly, this report on internal control over financial reporting is not suitable for any other purpose.

Report on Compliance with Laws, Regulations, Contracts, and Grant Agreements

In connection with our audits of House’s financial statements, we tested compliance with selected provisions of applicable laws, regulations, contracts, and grant agreements consistent with our auditor’s responsibility discussed below. We caution that noncompliance may occur and not be detected by these tests. We performed our tests of compliance in accordance with U.S. generally accepted government auditing standards.

Management’s Responsibility

House’s management is responsible for complying with laws, regulations, contracts, and grant agreements applicable to the House.



Auditor’s Responsibility

Our responsibility is to test compliance with selected provisions of applicable laws, regulations, contracts, and grant agreements applicable to the House that have a direct effect on the determination of material amounts and disclosures in the House’s financial statements, and perform certain other limited procedures. Accordingly, we did not test compliance with all laws, regulations, contracts, and grant agreements applicable to the House.

Results of Our Tests for Compliance with Laws, Regulations, Contracts, and Grant Agreements

Our tests for compliance with selected provisions of applicable laws, regulations, contracts, and grant agreements disclosed no instances of noncompliance for fiscal year 2020 that would be reportable under U.S. generally accepted government auditing standards. However, the objective of our tests was not to provide an opinion on compliance with laws, regulations, contracts, and grant agreements applicable to the House. Accordingly, we do not express such an opinion.

Intended Purpose of Report on Compliance with Laws, Regulations, Contracts, and Grant Agreements

The purpose of this report is solely to describe the scope of our testing of compliance with selected provisions of applicable laws, regulations, contracts, and grant agreements, and the results of that testing, and not to provide an opinion on compliance. This report is an integral part of an audit performed in accordance with U.S. generally accepted government auditing standards in considering compliance. Accordingly, this report on compliance with laws, regulations, contracts, and grant agreements is not suitable for any other purpose.

House Response to Audit Report

In commenting on a draft of this report, House management provided a written response which is presented in *Appendix I*. We did not audit the House’s response and, accordingly, we express no opinion on the response.

Williams, Arley & Company-DC, LLP

Washington, D.C.
September 10, 2021



Appendix I
House Response to Audit Report


Catherine L. Szpindor
Chief Administrative Officer

HB-28, The Capitol

**Office of the
Chief Administrative Officer
U.S. House of Representatives
Washington, DC 20515-6860**

MEMORANDUM

To: Joe Picolla
Acting Inspector General

From: Catherine L. Szpindor
Chief Administrative Officer 

Subject: Chief Administrative Officer Response to the Independent Auditor's Report on the House's Fiscal Year 2020 Financial Statement

Date: August 25, 2021

Thank you for the opportunity to comment on the U.S. House of Representatives (House) Financial Statement Audit for Fiscal Year 2020. I am pleased the House has received an unmodified ("clean") audit opinion for the twenty-third consecutive year, with no significant deficiencies.

I would like to express my appreciation for your cooperation and professionalism during the engagement.



Fiscal Year 2020 Financial Statements





FINANCIAL STATEMENTS INCLUDED IN THIS REPORT

FISCAL YEAR 2020 FINANCIAL STATEMENTS

The U.S. House of Representatives (House) has prepared financial statements for Fiscal Year (FY) 2020 and FY 2019 in accordance with U.S. Generally Accepted Accounting Principles (GAAP) issued by the Federal Accounting Standards Advisory Board (FASAB) and the applicable form and content requirements of the Office of Management and Budget's (OMB) Circular No. A-136, *Financial Reporting Requirements*. The responsibility for the integrity of the financial information included in these statements rests with management of the House. The audit of the House's financial statements was performed by Williams Adley LLP. The Independent Auditor's Report accompanies the financial statements.

The House's financial statements for FY 2020 and FY 2019 consisted of the following:

The **Consolidated Balance Sheets** present as of September 30, 2020 and 2019 those resources owned or managed by the House that are available to provide future economic benefits (assets); amounts owed by the House that will require payments from those resources or future resources (liabilities); and residual amounts retained by the House comprising the difference (net position).

The **Consolidated Statements of Net Cost** present the net cost of the House's operations for the years ended September 30, 2020 and 2019. The House's net cost of operations includes the gross costs incurred by the House less any exchange revenue earned from House activities.

The **Consolidated Statements of Changes in Net Position** present the change in the House's net position resulting from the net cost of the House's operations, budgetary financing sources other than exchange revenues, and other financing sources for the years ended September 30, 2020 and 2019.

The **Combined Statements of Budgetary Resources** present the budgetary resources available to the House during FY 2020 and FY 2019, the status of these resources at September 30, 2020 and 2019, and net outlays of budgetary resources for the years ended September 30, 2020 and 2019.

U.S. HOUSE OF REPRESENTATIVES CONSOLIDATED BALANCE SHEETS

As of September 30, 2020 and 2019

	2020	2019
ASSETS		
Intragovernmental:		
Fund Balance with U.S. Treasury (Note 2)	\$ 229,255,217	\$ 204,748,478
Accounts Receivable, Net (Note 3)	141,353	164,815
Advances and Prepayments (Note 7)	179,228	1,174,294
Total Intragovernmental	229,575,798	206,087,587
Cash and Other Monetary Assets (Note 2)	2,270	2,456
Accounts Receivable, Net (Note 3)	353,219	443,735
Inventory and Operating Materials and Supplies (Note 4)	2,627,679	1,524,596
Property and Equipment, Net (Note 5)	21,506,154	21,087,003
Advances and Prepayments (Note 7)	13,841,589	15,074,250
Total Assets	\$ 267,906,709	\$ 244,219,627
Stewardship Property and Equipment (Note 6)		
LIABILITIES		
Intragovernmental:		
Accounts Payable	\$ 2,963,969	\$ 2,308,672
Advances from Others	5,902,483	3,211,105
Capital Lease Liabilities (Note 9)	3,869,455	-
Other Liabilities	2,089,849	1,662,671
Total Intragovernmental	14,825,756	7,182,448
Accounts Payable	23,209,302	25,229,554
Actuarial Federal Employees' Compensation Act Liabilities	26,967,283	28,465,473
Accrued Payroll and Benefits	6,792,249	6,773,431
Accrued Annual Leave	9,892,215	8,739,625
Other Liabilities	2,226	3,447
Total Liabilities (Note 8)	\$ 81,689,031	\$ 76,393,978
NET POSITION		
Unexpended Appropriations	\$ 177,368,541	\$ 154,220,723
Cumulative Results from Operations	8,849,137	13,604,926
Total Net Position	\$ 186,217,678	\$ 167,825,649
Total Liabilities and Net Position	\$ 267,906,709	\$ 244,219,627

U.S. HOUSE OF REPRESENTATIVES CONSOLIDATED STATEMENTS OF NET COST

For the Years Ended September 30, 2020 and 2019

	2020	2019
NET COST OF OPERATIONS (Note 11 & 19)		
Net Costs by Program Area		
Legislative Activities		
Gross Costs	\$ 1,723,744,975	\$ 1,631,345,597
Less: Earned Revenue	(4,376,709)	(7,765,684)
Net Program Costs	1,719,368,266	1,623,579,913
Revolving Fund Activities		
Gross Costs	6,177,596	7,614,439
Less: Earned Revenue	(4,620,338)	(5,871,700)
Net Program Costs	1,557,258	1,742,739
Net Cost of Operations	\$ 1,720,925,524	\$ 1,625,322,652



U.S. HOUSE OF REPRESENTATIVES CONSOLIDATED STATEMENTS OF CHANGES IN NET POSITION

For the Years Ended September 30, 2020 and 2019

	2020	2019
Unexpended Appropriations		
Beginning Balance	\$ 154,220,723	\$ 213,270,162
Budgetary Financing Sources		
Appropriations Received (Note 17)	1,524,168,000	1,350,343,035
Other Adjustments (Note 2)	(10,907,268)	(34,675,103)
Appropriations Used	(1,490,112,914)	(1,374,717,371)
Total Budgetary Financing Sources	23,147,818	(59,049,439)
Total Unexpended Appropriations	\$ 177,368,541	\$ 154,220,723
Cumulative Results from Operations		
Beginning Balance	\$ 13,604,926	\$ 12,450,642
Budgetary Financing Sources		
Appropriations Used	1,490,112,914	1,374,717,371
Non-exchange Revenue	21,600	15,800
Other Financing Sources		
Imputed Financing from Costs Absorbed by Others (Note 15)	226,163,431	252,026,509
Other Adjustments	(128,210)	(282,744)
Total Financing Sources	1,716,169,735	1,626,476,936
Net Cost of Operations	(1,720,925,524)	(1,625,322,652)
Net Change	(4,755,789)	1,154,284
Total Cumulative Results from Operations	\$ 8,849,137	\$ 13,604,926
Net Position	\$ 186,217,678	\$ 167,825,649

U.S. HOUSE OF REPRESENTATIVES COMBINED STATEMENTS OF BUDGETARY RESOURCES

For the Years Ended September 30, 2020 and 2019

	2020	2019
Budgetary Resources		
Unobligated balance from prior year budget authority, net (discretionary and mandatory)	\$ 109,748,971	\$ 134,483,889
Appropriations (discretionary and mandatory) (Note 18)	1,524,168,000	1,350,343,035
Spending authority from offsetting collections (discretionary and mandatory)	30,506,448	26,187,626
Total budgetary resources	\$ 1,664,423,419	\$ 1,511,014,550
Status of Budgetary Resources		
New obligations and upward adjustments (total)	\$ 1,527,476,127	\$ 1,395,713,006
Unobligated balance, end of year:		
Exempt from apportionment, unexpired accounts	121,236,248	104,543,444
Unexpired unobligated balance, end of year	121,236,248	104,543,444
Expired unobligated balance, end of year	15,711,044	10,758,100
Unobligated balance, end of year (total)	\$ 136,947,292	\$ 115,301,544
Total budgetary resources	\$ 1,664,423,419	\$ 1,511,014,550
Outlays, Net		
Outlays, net (total) (discretionary and mandatory)	1,488,753,212	1,379,850,564
Distributed offsetting receipts	(177,509)	(238,821)
Agency outlays, net (discretionary and mandatory) (Note 19)	\$ 1,488,575,703	\$ 1,379,611,743





Notes to the Financial Statements





NOTES TO THE FINANCIAL STATEMENTS

NOTE 1 – SIGNIFICANT ACCOUNTING POLICIES

A. Description of the Reporting Entity

The U.S. House of Representatives (House) is one of two separate legislative chambers that comprise the Congress of the United States. The other is the U.S. Senate (Senate). All lawmaking powers of the Federal government are given to the Congress under Article I of the Constitution of the United States. The House and Senate jointly agree on a budget for the Legislative Branch and submit it to the President of the United States. The Members of the House serve two-year terms of office, which coincide with the sequential numbering of the entire Congress.

To help carry out its constitutional duties, the House creates Committees of Members and assigns them responsibility for gathering information, identifying policy problems, proposing solutions, and reporting bills to the full chamber for consideration. The House elects and appoints Officers and officials to administer both legislative and non-legislative functions, which support the institution and its Members in carrying out its legislative duties. The financial statements of the House provide financial information on the activities of all entities, which are subject to the authority vested in the House by the U.S. Constitution, public laws, and rules and regulations adopted by the membership of the House.

These financial statements reflect the organizational structure of the House under the 115th and 116th Congresses. The Fiscal Year (FY) 2020 and FY 2019 financial statements are comprised of two programs: Legislative Activities and Revolving Fund Activities.

Legislative Activities

Legislative Activities consist of all financial activity related to the operations of all Member Offices, both in Washington, D.C. and Congressional districts; all Committees both Standing and Special and Select; Leadership Offices; House Officers and Offices; and Joint Functions that the House shares with the Senate including the Attending Physician and Joint Committee on Taxation.

House **Members** are elected from congressional districts of approximately equal population. The financial information aggregates transactions of the Member districts and Washington, D.C. offices, and includes 435 Representatives; five Delegates, one each from the District of Columbia, Guam, Virgin Islands, American Samoa, and Northern Mariana Islands; and one Resident Commissioner from Puerto Rico.

The **Committees** financial information aggregates transactions of the Standing and Special and Select Committees of the 115th and 116th Congresses. Committees are organized at the beginning of each Congress according to their jurisdictional boundaries incorporated in the Rules of the House. The Committees of the House under the 115th and 116th Congresses are:

- Committee on Agriculture
- Committee on Appropriations
- Committee on Armed Services
- Committee on the Budget
- Committee on Education and Labor
- Committee on Energy and Commerce
- Committee on Ethics
- Committee on Financial Services
- Committee on Foreign Affairs
- Committee on Homeland Security
- Committee on House Administration
- Committee on the Judiciary
- Committee on Natural Resources
- Committee on Oversight and Reform
- Committee on Rules
- Committee on Science, Space, and Technology
- Committee on Small Business
- Committee on Transportation and Infrastructure
- Committee on Veterans' Affairs
- Committee on Ways and Means
- Permanent Select Committee on Intelligence
- Select Committee on the Climate Crisis
- Select Committee on the Modernization of Congress

The House **Leadership Offices** financial information aggregates transactions of:

- Speaker of the House
- Majority and Minority Leaders
- Majority and Minority Whips
- Party Steering Committees, Caucus or Conference, which consist of Representatives of the same political party

The **Officers and Legislative Offices** financial information aggregates transactions of all legislative support and administrative functions provided to Members, Committees, and Leadership offices, including:

- Office of the Chaplain
- Chief Administrative Officer (CAO)
- Clerk of the House
- Office of Congressional Ethics
- Office of Interparliamentary Affairs
- Office of the General Counsel
- Office of the Historian
- Office of Inspector General
- Office of the Law Revision Counsel
- Office of the Legislative Counsel
- Office of the Parliamentarian
- Office of the Sergeant at Arms

The **Joint Functions** financial information aggregates transactions of the joint activities of the House and the Senate to the extent that the House funds these functions. House administrative management does not exert direct control over the expenditures of these functions. The joint functions in these statements include:

- Office of the Attending Physician
- Joint Committee on Taxation

The following **Joint Committees** are comprised of Members of both the House and the Senate, but are not funded by House appropriations:

- Joint Committee on the Library
- Joint Committee on Printing
- Joint Economic Committee

Revolving Fund Activities

Revolving Fund Activities consist of all financial activity related to the operations of all House revolving fund accounts.

The **Revolving Funds** financial information aggregates transactions of:

- House Child Care Center
- House Recording Studio

- House Services
- Net Expenses of Equipment
- Net Expenses of Telecommunications
- Stationery

The accompanying financial statements include activities and operations of the House. In accordance with SFFAS 47, *Reporting Entity*, the House has included all consolidation entities for which it is accountable in the accompanying financial statements and the House does not have relationships requiring disclosure as a disclosure entity or related party.

B. Basis of Consolidation

The consolidated financial statements include the accounts and significant activities of the House. All significant interoffice balances and transactions have been eliminated to arrive at consolidated financial information, except for the Statement of Budgetary Resources which is presented on a combined basis in accordance with Office of Management and Budget's (OMB) Circular No. A-136.

The financial statements do not include legislative agencies that support the House and that receive separate appropriations. These agencies are:

- Architect of the Capitol
- Congressional Budget Office
- Government Accountability Office
- Government Printing Office
- Library of Congress
- U.S. Botanic Garden
- U.S. Capitol Police

Functions jointly shared between the House and the Senate are included in the financial statements to the extent their operations are funded by House appropriations.

C. Basis of Accounting and Presentation

The financial statements present the financial position, net cost of operations, changes in net position, and budgetary resources of the House. These statements have been prepared in accordance with U.S. Generally Accepted Accounting Principles (GAAP) issued by the Federal Accounting Standards Advisory Board (FASAB) and the applicable form and content requirements of the OMB Circular No. A-136.

While the House is a Legislative Branch entity, it has elected to incorporate many of the Federal government Executive Branch agency financial management and



reporting standards that management deems necessary for the fair presentation of financial statement information.

The House’s accounting structure, in accordance with GAAP, utilizes both accrual and budgetary accounting. Under accrual accounting, events are recognized as they occur, as opposed to when cash is received or disbursed. Therefore, revenues are recorded when earned and expenses are recorded when a liability is incurred, without regard to receipt or payment of cash. The budgetary accounting, on the other hand, facilitates compliance with legal constraints on and controls over the use of Federal funds.

Throughout these financial statements, assets, liabilities, revenues, and costs have been classified according to the type of entity with whom the transactions were made. Intragovernmental assets and liabilities are those from or to other Federal entities. Intragovernmental earned revenues are collections or accruals of revenue from other Federal entities, and intragovernmental costs are payments or accruals of liabilities to other Federal entities.

While these statements have been prepared from the records of the House in accordance with GAAP and formats prescribed in OMB Circular No. A-136, these statements are in addition to the financial reports used to monitor and control the budgetary resources that are prepared from the same records. These statements should be read with the realization that they are for a component of the U.S. government, a sovereign entity.

D. Fund Balance with the U.S. Treasury, Cash and Other Monetary Assets

The U.S. Treasury processes cash receipts and disbursements for the House through its cash management services. Fund Balance with Treasury (FBWT) represents the aggregate amount of House fund accounts with the U.S. Treasury available to pay current liabilities and finance authorized purchases. FBWT consists of balances for general fund expenditure accounts, revolving funds, and other fund types as of the end of the FY. FBWT also includes the Congressional Use of Foreign Currency account, which is held at the U.S. Treasury and is maintained and administered by the Department of State on behalf of the House. The House also maintains an account related to Other Fund Types. Cash and other monetary assets include cash on hand that represents deposits in transit and amounts held in a commercial bank account. *(See Note 2)*

The following describes the type of funds maintained by the House:

General Fund Expenditure Accounts are fund accounts used to record amounts appropriated by Congress for the general support of the Federal government.

Revolving Funds are fund accounts used to record funds authorized by specific provisions of law to finance a continuing cycle of business-type operations. Receipts are credited directly to the revolving fund as offsetting collections and are available for expenditure without further action by Congress.

Other Fund Types include General Fund Receipt and Deposit Fund accounts. General Fund Receipt accounts are used to record all receipts not earmarked by law for a specific purpose. These receipts may include miscellaneous recoveries and refunds as well as fines and penalties. The U.S. Treasury automatically transfers all cash balances in these receipt accounts to the general fund of the Treasury at the end of each FY. Deposit Fund accounts are used to record monies withheld from payroll, payments for goods and services that are pending disbursement to other entities, and receipts and disbursements awaiting determination of the proper accounting classification.

E. Accounts Receivable, Net

Accounts Receivable represents amounts due to the House from Federal entities, Members, employees, and/or vendors for money, goods, and services less an Allowance for Doubtful Accounts. Accounts Receivable primarily arises from provision of goods and services, commissions, and overpayments. Allowance for Doubtful Accounts is based on an analysis of outstanding accounts, aging methodologies, and historical collection experience. Intragovernmental accounts receivable are generally considered to be fully collectible. *(See Note 3)*

F. Inventory and Related Property, Net

Inventory is tangible personal property that is held for sale. The CAO Office Supply Service and Gift Shop maintain an inventory of supplies and merchandise purchased for resale to the public. Inventories for sale are valued by the historical cost method using the weighted average cost flow assumption.



Operating Material and Supplies are tangible personal property to be consumed during normal operations. The CAO Logistics and Support Office maintains inventories of items such as hardwood, carpet, leather, fabric, furniture components, and repair materials purchased by the House for use in its operations. The CAO House Information Resources Office maintains inventories of items such as fiber jumpers to support network connectivity and patch cords to support desktop computers. These items are not for sale and are reflected in the financial statements at an estimated value based on the historical cost method using the first in/first out cost flow assumption. (See Note 4)

G. General Property and Equipment, Net

General Property and Equipment (P&E) consists of office and computer equipment, furniture, vehicles, software, leasehold improvements, and software in development. The House capitalizes P&E when the unit acquisition cost equals or exceeds \$25,000 and the item has a useful life of greater than two years with the exception of software. Software is capitalized if the unit acquisition cost is equal to or greater than \$10,000 and the item has a useful life of two years or more. Software in development consists of capitalized costs associated with software received, but not placed in service as of the end of the FY. The costs of all such items are recognized as assets when acquired or put in service.

An appropriate portion of an asset's value is reduced and an expense for depreciation or amortization is recognized over the accounting periods benefited by the asset's use. The House calculates depreciation and amortization expense based on the straight-line method over an asset's estimated useful life. Depreciation expense is applicable to tangible assets such as equipment, furniture, and vehicles. Amortization expense is applicable to intangible assets such as software and leasehold improvements.

A loss is recognized when the net book value of the asset at the time of disposal exceeds any proceeds received. A gain is recognized when the net book value of the asset at the time of disposal is less than any proceeds received. (See Note 5)

House office buildings and land occupied by Members and employees in Washington, D.C. are under the custody of the Architect of the Capitol (AOC) and are excluded from the House's P&E accounts. The House recognizes an imputed cost and related imputed financing source in its financial statements for the costs associated with the occupancy of the U.S. Capitol, and House office buildings. (See Notes 1K and 14)

H. Stewardship Property and Equipment

Stewardship P&E includes heritage assets and stewardship land. Heritage assets are unique due to their historical or natural significance; cultural, educational, or artistic importance; or significant architectural characteristics. Heritage assets consist of collection-type assets, such as objects gathered and maintained for exhibition, for example, museum collections, art collections, and library collections; and non-collection-type assets, such as parks, memorials, monuments, and buildings. These assets are expected to be preserved indefinitely. The House's heritage assets are considered collection-type assets and consist primarily of historical artwork and artifacts.

Heritage assets can serve two purposes: a heritage function and a general government operational function. If a heritage asset serves both purposes, but is predominantly used for general government operations, the asset is considered a multi-use heritage asset, which is included in general P&E on the Balance Sheet. The House office buildings and land occupied and used by Members and employees in Washington, D.C. meet the criteria of multi-use heritage assets. Stewardship responsibility for these multi-use heritage assets is maintained by the AOC and disclosed on its financial statements. The House does not possess multi-use heritage assets or stewardship land.

Heritage assets that are not multi-use are disclosed on the Balance Sheet as a note reference with no asset amount shown, and are not included in the general P&E. The cost of improving, reconstructing, or renovating heritage assets is recognized as an expense in the period incurred. Similarly, the cost to acquire or construct a heritage asset is recognized as an expense in the period incurred. Due to their nature, matching costs with specific periods would not be meaningful. (See Note 6 and Required Supplementary Information)

I. Advances and Prepayments

Advances and prepayments are transfers of cash to cover future expenses or the future acquisition of assets. These goods and services are delivered in increments that span several months. Advance payments are recorded as assets and consist of payments to Federal government entities for contractual services and for mailings that require address corrections or additional postage. As the goods and services are rendered, the Advance account is drawn down and the appropriate asset or expense is recognized. The House also pays for health plans under Public Law 111-148, *Patient Protection and Affordable Care Act (ACA)* and records this



payment as an advance. The advance account is then drawn down and an expense is recognized when invoices are received for health care insurance premiums. Prepayments are also recorded as assets and represent payments made by a Federal entity to cover certain periodic expenses before those expenses are incurred. Prepayments include payments for subscriptions and are initially recorded as expenses. At year-end, all such payments made for the current year are analyzed to determine the proper expense and prepayment amounts applicable to the current accounting period for financial statement purposes. (See Note 7)

J. Liabilities

Liabilities represent the probable future outflow or other sacrifice of resources as a result of past transactions or events. Liabilities are amounts due to others as a result of items received, services rendered, expenses incurred, assets acquired and software in development regardless of whether invoices have been received. Liabilities also represent amounts received that have not yet been earned. Liabilities covered by budgetary resources are liabilities incurred that will be covered by available budgetary resources encompassing not only new budget authority but also other resources available to cover liabilities for specified purposes in a given year. Liabilities not covered by budgetary resources include unfunded liabilities incurred for which revenues or other sources of funds necessary to pay the liabilities have not been made available through congressional appropriations or current earnings of the reporting entity. (See Note 8)

The House's liabilities include:

Accounts Payable that represent amounts owed for the cost of goods and services received but not yet paid. The House estimates certain accounts payable balances based on methodology that encompasses historical data and the first month financial activity of the subsequent FY.

Advances from Others that represent advance payments received from other Federal government entities for shared services, in advance of the delivery of these services. As the services are rendered the Advances from Others account is drawn down and the appropriate revenue is recognized. The House received payments in advance of receipt of shared services from the Library of Congress and the AOC.

Capital Lease Liabilities that represent a type of lease that transfers substantially all the benefits and risks of ownership to the lessee, and is reported in the *Consolidated Balance Sheet* as an asset under *Property and Equipment*, and as a *Capital Lease Liability*. The leased asset is recognized at its acquisition cost when there is agreement between the lessee and the lessor. The amount recorded by the lessee as an asset and an obligation under a capital lease is the present value of the minimum lease payments during the lease term.

Actuarial Federal Employees' Compensation Act

Liabilities that represent an estimate based on actuarial calculations using historical payment patterns to predict what costs will be incurred in the future. The liability is adjusted annually by applying actuarial procedures. Any upward or downward adjustment to the liability is recorded as an annual increase or decrease to benefits expense. The House calculated the actuarial liability based on a model developed by the U.S. Department of Labor (DOL). The Federal Employees' Compensation Act (FECA) provides income and medical cost protection to covered Federal civilian employees injured on the job, employees who have incurred a work-related occupational disease, and beneficiaries of employees whose death is attributable to a job-related injury or occupational disease. Claims paid for the benefit of House employees under FECA are administered by DOL, which pays the initial claim and obtains reimbursement from the House.

Accrued Payroll and Benefits and Annual Leave that represent both a funded and unfunded liability. A funded liability has a corresponding appropriation to liquidate it. An unfunded liability is a liability that is incurred during the current or prior year but is not payable until a future FY for which an appropriation has not yet been received.

Accrued payroll and benefits include salaries and associated benefits earned in the current FY and paid in the subsequent FY.

Annual leave for the House Officers, the Inspector General, and their employees is accrued as earned, and the liability is reduced as leave is taken. The accrued annual leave balances are calculated according to Public Law 104-53, November 19, 1995, Sec. 109 Stat. 522 (i.e., the lesser of the employee's monthly pay or the monthly pay divided by 30 days and multiplied by the number of days of accrued leave).

The House utilizes actual hours to calculate the liability. Sick and other types of paid leave are expensed as they are taken. The Members' and Committees' Congressional Handbooks allow offices to adopt personnel policies that provide for the accrual of annual leave and use of such leave. Leadership and other select House offices have also adopted similar policies. While leave is tracked from one pay period to the next, a consistent policy has not been formally adopted by these entities regarding the accrual and payment of leave time. Therefore, an accrued leave liability for Members, Committees, Leadership, and select House offices is estimated on the financial statements. In FY 2020, the estimate was based on a three-year average of historical data of actual annual leave paid.

Other Intragovernmental Liabilities that represent the accrued workers' compensation amount billed by DOL that will be paid in subsequent FYs, unemployment compensation amounts owed to DOL, and accrued benefits.

Other Public Liabilities that represent amounts held pending proper accounting disposition or amounts withheld from payroll and payments for goods and services that are pending disbursement to other entities.

K. Revenue and Other Financing Sources

Appropriations

The House finances most of its operations through congressional appropriations of budget authority. To the extent that revenue generated by some House activities does not cover expenses, appropriations are required. The House receives annual, multi-year, and no-year appropriations that may be used, within statutory limits, for operating and capital expenditures. A financing source is recognized for these appropriated funds received, less appropriations transferred or not available through rescission or cancellation. The House usually receives the full amount of its appropriation at the beginning of each FY as stated in the public law.

Exchange and Non-Exchange Revenue

The House classifies revenues as either exchange revenue or non-exchange revenue. Exchange revenue is derived from transactions in which both the government and the other party receive value; and is recognized when goods have been delivered or services rendered. The House's exchange revenue consists of (1) sales of goods to the public for Office

Supply Service and Gift Shop sales; (2) sales of services to the public for child care, photography sales, postal services and Attending Physician services; and (3) other revenue for vendor commissions. Non-exchange revenue is derived from the government's sovereign right to demand payment from the public (e.g., taxes, duties, fines, and penalties) but also includes donations. The House reports non-exchange revenue collected from donations for the Reduction of Public Debt and fines for Ethic Violations.

Intragovernmental Costs and Earned Revenues

The House earns intragovernmental revenue by providing mail and telecommunication services primarily to other legislative entities. Intragovernmental costs and exchange revenue represent transactions made between two reporting entities within the Federal government and are disclosed separately from costs and exchange revenue with the public (exchange transactions made between the reporting entity and a non-Federal entity). Intragovernmental expenses relate to the source of goods and services purchased by the reporting entity and not to the classification of related revenue. The purpose of this classification is to enable the Federal government to provide consolidated financial statements, and not to match public and intragovernmental revenue with costs that are incurred to produce public and intragovernmental revenue. The net cost of the House's operations includes gross costs incurred by the House less any exchange revenue earned from House activities.

Imputed Financing from Cost Absorbed by Others (and Related Imputed Costs)

The House recognizes the amount of cost incurred by a Federal entity for goods and services provided and paid for in total, or in part, by other Federal entities. Since the cost is not actually reimbursed to these Federal entities, an imputed financing source is also recognized to offset the costs financed by the entities. The imputed cost and imputed financing source for costs are associated with the occupancy of the U.S. Capitol and House office buildings under the custody of the AOC; the Federal Employee and Veterans' Benefits; and settlement of claims and litigation paid from the Treasury's Judgment Fund. The imputed cost is recognized in the Statement of Net Cost and the imputed financing source is recognized in the Statement of Changes in Net Position.



Occupancy Cost

The House recognizes an occupancy cost for the U.S. Capitol and House office buildings under the custody of the AOC that are occupied by Members and staff in Washington, D.C. The House office buildings are comprised of the Cannon, Ford, Longworth, O’Neill, Rayburn, and other buildings and facilities. The AOC receives an appropriation for the maintenance, care, and operations of the House office buildings, facilities and grounds; and costs associated with the acquisition and maintenance of the land and buildings is accounted for by the AOC.

The imputed occupancy cost for the U.S. Capitol and House office buildings is calculated by multiplying the gross square footage of the buildings, which includes a ‘common area factor’ of 11.5 percent, by the estimated acquisition and maintenance cost per square foot.

Federal Employee and Veterans’ Benefits Cost

Federal-employing entities recognize their share of the cost of providing future pension benefits to eligible employees at the time the employees’ services are rendered. The pension expense recognized in the Statement of Net Cost is the current service cost for House employees less the amount contributed by the employee.

The measurement of the service cost requires the use of actuarial cost methods and assumptions, with the factors applied by the House provided by the Office of Personnel Management (OPM), the Federal agency that administers the plan. The excess of the recognized pension expense over the amount contributed by the House represents the amount being financed directly through the Civil Service Retirement and Disability Fund administered by OPM. The House does not receive an appropriation to fund this cost. Therefore, this portion of the pension cost is considered an imputed financing source to the House and is included in the Imputed Financing from Costs Absorbed by Others on the Statement of Changes in Net Position.

Federal-employing entities also recognize a current period expense for the future cost of post-retirement health benefits and life insurance for its employees while they are still employed. This cost is included in the Statement of Net Cost. Employees and the House do not currently make contributions to fund these future benefits, and the House does not receive an appropriation to fund this expense. Therefore, this portion of the post-retirement health benefits and life insurance is considered an imputed financing source

to the House, and is included in Imputed Financing from Costs Absorbed by Others on the Statement of Changes in Net Position. *(See Note 15)*

L. Personnel and Benefits Compensation

House Members and employees are covered by either Civil Service Retirement System (CSRS), the Federal Employees Retirement System (FERS), the Federal Employees Retirement System – Revised Annuity Employee (FERS-RAE) or the Federal Employees Retirement System – Further Revised Annuity Employee (FERS-FRAE). Both Members and employees are eligible for retirement benefits under these plans.

A CSRS basic annuity, unreduced for age, debts to the fund, or survivor’s benefits, is calculated by multiplying the highest 3 consecutive years’ average salary by a percentage factor which is based on the length of Federal service. However, Members’ benefits are different from those of employees. For example, a Member covered by CSRS is eligible to receive unreduced retirement benefits at age 60 if he or she has 10 years of Member service. An employee is eligible to receive unreduced benefits at age 50 with 20 years of service or at any age with 25 years of service. The FERS, FERS-RAE, and FERS-FRAE (collectively referred to as FERS) basic benefit plans provide the same benefits for either Members or employees.

CSRS employees contribute a portion of their earnings to the Civil Service Retirement Fund. The House also contributes an amount to this fund. FERS employees, in addition to paying Social Security, contribute a portion of their base earnings to the FERS retirement funds. The House also contributes an amount toward the FERS retirement and Social Security funds.

All covered employees can contribute to the Thrift Savings Plan (TSP) up to the IRS limit. FERS employees also receive an automatic one percent House-paid contribution, as well as an additional House matching TSP contribution up to five percent of their basic pay. CSRS employee contributions to TSP do not receive matching House contributions. FERS employees could receive benefits from the basic FERS annuity, the Social Security System, and TSP. CSRS employees could receive benefits from CSRS and TSP. Post-employment retirement, health, and life insurance benefits are not reported by the House, rather they are reported by OPM. *(See Note 12)*



M. Net Position

Unexpended Appropriations

Unexpended Appropriations includes the portion of the House's appropriations represented by undelivered orders and unobligated balances. The amount of unexpended appropriations reported on the Balance Sheet should equal the amount of unexpended appropriations reported on the Statement of Changes in Net Position.

Appropriations are not considered expended until goods have been received or services have been rendered. The House has single, multi, and no-year appropriations. Multi-year appropriations consist of 15-month, 18-month, and 27-month multi-year funding. Funds cancel two years after expiration and are no longer available for obligation or expenditure for any purpose and are returned to the U.S. Treasury.

Cumulative Results from Operations

Cumulative Results from Operations includes the net results of operations since inception plus the cumulative amount of prior period adjustments. The amount of cumulative results from operations reported on the Balance Sheet should equal the amount of cumulative results from operations reported on the Statement of Changes in Net Position.

N. Use of Estimates

The preparation of financial statements requires management to make estimates and assumptions that affect the reported amount of assets and liabilities, as well as the disclosure of contingent assets and liabilities at the date of the financial statements, and the amount of revenue and expense reported during the period. Actual results could differ from those estimates.

O. Effects of Recent Accounting Pronouncements

Accounting standards require all reporting entities to disclose that accounting standards allow certain presentations and disclosures to be modified, if needed, to prevent the disclosure of classified information.



NOTE 2 – FUND BALANCE WITH THE U.S. TREASURY, CASH AND OTHER MONETARY ASSETS

Status of Fund Balance with Treasury as of September 30, 2020 and 2019:

Status of Fund Balance with Treasury	2020	2019
Unobligated Balance		
Available	\$ 121,236,248	\$ 104,543,444
Unavailable	15,711,044	10,758,100
Obligated Balance not yet Disbursed	92,306,712	89,444,940
Non-Budgetary FBWT*	1,213	1,994
Total	\$ 229,255,217	\$ 204,748,478

*Represents deposit funds held at the U.S. Treasury.

Funds that were canceled and returned to the U.S. Treasury as of September 30, 2020 and 2019:

Appropriations	2020	2019
2019 (single year)	\$ 1,661,138	\$ -
2018 (single year)	2,146,351	1,602,219
2017 (single year)	-	17,078,165
2017/2018 (multi-year)	2,099,780	-
2016/2017 (multi-year)	-	15,908,275
2015/2017 (multi-year)	-	86,444
Total	\$ 5,907,269	\$ 34,675,103

There were no significant differences between the Fund Balance reflected in the House’s financial statements and the balance in the Treasury accounts.

Cash and Other Monetary Assets as of September 30, 2020 and 2019:

Cash and Other Monetary Assets	2020	2019
Cash on Hand	\$ 2,270	\$ 2,456
Total	\$ 2,270	\$ 2,456



NOTE 3 – ACCOUNTS RECEIVABLE, NET

Accounts Receivable, Net as of September 30, 2020 and 2019:

Accounts Receivable, Net	2020	2019
Intragovernmental		
Accounts Receivable	\$ 141,353	\$ 164,815
Total Intragovernmental	141,353	164,815
Public		
Accounts Receivable	356,588	452,664
Allowance for Doubtful Accounts	(3,369)	(8,929)
Total Public	353,219	443,735
Total	\$ 494,572	\$ 608,550

Public Accounts Receivable includes a single criminal restitution settlement, and the House continues to monitor ongoing collections that it receives from the court. The gross amount of the original judgment was \$152,727, and the net realizable value as of September 30, 2020 for the

uncollected balance was \$129,217. The entire amount of this balance is considered collectible and no portion of the outstanding balance has been included in Allowance for Doubtful Accounts.

NOTE 4 – INVENTORY AND RELATED PROPERTY, NET

Inventory and Related Property, Net as of September 30, 2020 and 2019:

Inventory and Related Property, Net	2020	2019
Operating Materials and Supplies Held for Use	\$ 552,834	\$ 480,232
Inventory Purchased for Resale	2,074,845	1,044,364
Total	\$ 2,627,679	\$ 1,524,596

NOTE 5 – GENERAL PROPERTY AND EQUIPMENT, NET

General Property and Equipment, Net as of September 30, 2020 and the related depreciation and amortization expense:

2020 Classes of Property and Equipment	Useful Life (Years)	Acquisition Cost	Accumulated Depreciation/Amortization	Net Book Value	Depreciation/Amortization Expense
Assets Under Capital Lease	3	5,370,846	1,079,563	4,291,283	1,079,563
Computer Software in Development	N/A	22,419	-	22,419	-
Computer Software and Hardware	3/5	90,507,340	81,003,929	9,503,411	8,048,549
Equipment	5	49,326,862	41,946,171	7,380,691	3,692,141
Motor Vehicles	5	11,054,754	10,833,852	220,902	80,562
Furnishings and Other Equipment	10	934,412	846,964	87,448	68,284
Leasehold Improvements	10	9,085,375	9,085,375	-	-
Total		\$ 166,302,008	\$ 144,795,854	\$ 21,506,154	\$ 12,969,099

General Property and Equipment, Net as of September 30, 2019 and the related depreciation and amortization expense:

2019 Classes of Property and Equipment	Useful Life (Years)	Acquisition Cost	Accumulated Depreciation/Amortization	Net Book Value	Depreciation/Amortization Expense
Computer Software in Development	N/A	357,824	-	357,824	-
Computer Software and Hardware	3/5	85,615,489	75,140,609	10,474,880	5,966,602
Equipment	5	48,714,168	38,824,948	9,889,220	3,490,034
Motor Vehicles	5	11,027,882	10,753,291	274,591	52,339
Furnishings and Other Equipment	10	869,168	778,680	90,488	63,875
Leasehold Improvements	10	9,085,375	9,085,375	-	-
Total		\$ 155,669,906	\$ 134,582,903	\$ 21,087,003	\$ 9,572,850

NOTE 6 – STEWARDSHIP PROPERTY AND EQUIPMENT

Physical counts for collection-type heritage assets as of September 30, 2020 and 2019:

Heritage Assets	2019	Additions	Withdrawals	2020
Artwork	372	4	-	376
Artifacts	12,388	649	6	13,031
Total	12,760	653	6	13,407

The House’s heritage assets are directly related to its mission to document and preserve the legislative integrity and traditions of the institution. Permanent authority for the Clerk of the House originated in the opening days of the First Congress, when John Beckley was elected Clerk on April 1, 1789, pursuant to Article I of the Constitution: “The House of Representatives shall chuse (sic) their Speaker and other Officers. . . .” The Clerk’s responsibilities to document and preserve the activities of Congress have grown over the centuries, and are found in Rules VII and XI of the House, and by the Rules of the House of Representatives Fine Arts Board, established via 40 USC Sec. 188c (Public Law 100-696 [Title X]).

The House’s stewardship responsibilities to its heritage assets include those associated with the House, legislative history, Members, and institutional history. Under the provisions of the House of Representatives Fine Arts Board, the Clerk is responsible for the administration, maintenance, and display of the works of fine art and other similar property of the Congress for display or for other use in the House wing of the Capitol, the House office buildings, or any other location under the control of the House in accordance with Public Law 100-696. The House’s heritage assets are curated by the House Curator in the Clerk’s Office of Art and Archives. The House Curator maintains records, both paper and electronic, for works of art and artifacts. Staff and resources are devoted to the conservation and preservation of heritage assets, using professional standards established by the American Institute for Conservation and the National Archives and Records Administration. These standards provide for cleaning, storing, displaying, handling, and protecting the House’s heritage assets.

The House acquires heritage assets by purchase, transfer from Federal entities, gift, or by provision of federal law. Prior to acquiring these assets, the House Curator, on behalf of the Clerk and the House of Representatives Fine Arts Board, ensures they meet minimum standards as required

by the American Association of Museums’ ethics guidelines and standards and best practices for accessioning of objects into museum collections. The House’s collections continue to increase as it acquires additional assets and few items have been retired or disposed of to date.

Deaccessioning of objects and related withdrawals or disposals will only occur if the House Curator, in accordance with the American Association of Museums’ guidelines and best practices, determines the asset is in irretrievable condition; does not meet the needs of the collection; or should be withdrawn due to exchange or gift of unwanted or duplicate copies. Staff ensure that heritage assets remain in good condition, carefully preserving and saving these treasures for present and future generations.

The Required Supplementary Information section of this report provides additional information on the condition of stewardship P&E.

Descriptions of the types of heritage assets are:

Artwork

The House’s artwork encompasses oil and acrylic paintings, works on paper, and sculpture in bronze, marble, and other media.

Artifacts

The House’s historical artifacts include objects in all media, including but not limited to paper, metal, plaster, wood, textile, and stone.

NOTE 7 – ADVANCES AND PREPAYMENTS

Advances and Prepayments as of September 30, 2020 and 2019:

Advances and Prepayments	2020	2019
Intragovernmental	\$ 179,228	\$ 1,174,294
Public	13,841,589	15,074,250
Total	\$ 14,020,817	\$ 16,248,544

NOTE 8 – LIABILITIES

Liabilities are classified as either current or non-current. Current liabilities refer to liabilities that are expected to settle within 12 months of the Balance Sheet date.

Non-current refers to liabilities that are expected to settle more than 12 months after the Balance Sheet date.

Liabilities Covered and not Covered by Budgetary Resources as of September 30, 2020:

Liabilities	Liabilities Covered by Budgetary Resources		Liabilities not Covered by Budgetary Resources		2020
	Current	Non-Current	Current	Non-Current	
Intragovernmental Liabilities					
Accounts Payable	\$ 2,963,969	\$ -	\$ -	\$ -	\$ 2,963,969
Advances from Others	5,902,483	-	-	-	5,902,483
Capital Lease Liabilities	-	-	485,176	3,384,279	3,869,455
	8,866,452	-	485,176	3,384,279	12,735,907
Other Liabilities					
Accrued Benefits	916,629	-	-	-	916,629
Accrued Workers' Compensation	658,653	-	-	-	658,653
Unemployment Compensation	338,133	-	-	-	338,133
Deposit Fund Liability - Federal	1,257	-	-	-	1,257
Liabilities for Non-Entity Assets	175,177	-	-	-	175,177
Total Other Liabilities	2,089,849	-	-	-	2,089,849
Total Intragovernmental Liabilities	10,956,301	-	485,176	3,384,279	14,825,756
Public Liabilities					
Accounts Payable	23,209,302	-	-	-	23,209,302
Actuarial FECA Liability	-	-	-	26,967,283	26,967,283
Accrued Payroll and Benefits	6,792,249	-	-	-	6,792,249
Unfunded Accrued Annual Leave	-	-	-	9,892,215	9,892,215
Other Liabilities	2,226	-	-	-	2,226
Total Public Liabilities	30,003,777	-	-	36,859,498	66,863,275
Total	\$ 40,960,078	\$ -	\$ 485,176	\$ 40,243,777	\$ 81,689,031

Liabilities Covered and not Covered by Budgetary Resources as of September 30, 2019:

Liabilities	Liabilities Covered by Budgetary Resources		Liabilities not Covered by Budgetary Resources		2019
	Current	Non-Current	Current	Non-Current	
Intragovernmental Liabilities					
Accounts Payable	\$ 2,308,672	\$ -	\$ -	\$ -	\$ 2,308,672
Advances from Others	3,211,105	-	-	-	3,211,105
	5,519,777	-	-	-	5,519,777
Other Liabilities					
Accrued Benefits	762,275	-	-	-	762,275
Accrued Workers' Compensation	435,844	-	-	-	435,844
Unemployment Compensation	271,824	-	-	-	271,824
Deposit Fund Liability - Federal	816	-	-	-	816
Liabilities for Non-Entity Assets	191,912	-	-	-	191,912
Total Other Liabilities	1,662,671	-	-	-	1,662,671
Total Intragovernmental Liabilities	7,182,448	-	-	-	7,182,448
Public Liabilities					
Accounts Payable	25,229,554	-	-	-	25,229,554
Actuarial FECA Liability	-	-	-	28,465,473	28,465,473
Accrued Payroll and Benefits	6,773,431	-	-	-	6,773,431
Unfunded Accrued Annual Leave	-	-	-	8,739,625	8,739,625
Other Liabilities	3,447	-	-	-	3,447
Total Public Liabilities	32,006,432	-	-	37,205,098	69,211,530
Total	\$ 39,188,880	\$ -	\$ -	\$ 37,205,098	\$ 76,393,978



NOTE 9 – LEASE COMMITMENTS

Future Lease Payments as of September 30, 2020:

Capital Lease		Operating Lease			
	Computer Hardware	Office Space and Parking	Vehicles	Total	
2021	\$ 594,240	\$ 2,249,619	\$ 63,195	\$ 2,312,814	
2022	1,247,397	-	-	-	
2023	1,247,397	-	-	-	
2024	1,247,397	-	-	-	
2025	-	-	-	-	
Thereafter	-	-	-	-	
Total Future Capital Lease Payments	\$ 4,336,431	\$ 2,249,619	\$ 63,195	\$ 2,312,814	
Less: Imputed Interest	(466,976)				
Less: Executory Costs	-				
Net Capital Lease Liability	\$ 3,869,455				

The House maintains operating leases for district office space, parking, and vehicles. The lease agreements are in accordance with House rules and regulations and agreed upon vendor terms and conditions. In accordance with the Members' Congressional Handbook, the House requires that leases entered into by Members for space be no longer than the elected term of the Member. Members and Officers also enter into leases to rent vehicles for official business purposes. A Member may lease a vehicle for a period that exceeds the current congressional term, but the Member remains personally responsible for the lease liability if service to the House concludes prior to lease termination.

Operating lease payments are recorded as expenses. Future operating lease payments are not accrued as liabilities, and fluctuate significantly each year alternating between three or fifteen month commitments due to two year election cycles. Members may lease office space in their districts through the U.S. General Services Administration or may directly lease space from the private sector. The House maintains capital leases for computer hardware. Capital leases are leases that transfer substantially all the benefits and risks of ownership to the lessee. All lease commitments disclosed in this note are with non-federal vendors.

NOTE 10 – COMMITMENTS AND CONTINGENCIES

Contingencies should be recognized as a liability when a past transaction or event has occurred, a future outflow or other sacrifice of resources is probable, and the related future outflow or sacrifice of resources is measurable. General contingent liabilities consist of claims filed against the House which are awaiting adjudication. For the purpose of estimating contingent liabilities for the financial statements, the House conducted a review of existing claims for which the likelihood of loss to the House is probable. Additionally, management and the House's General Counsel

evaluated the materiality of cases determined to have a reasonably possible chance of an adverse outcome.

The House is not currently involved in any legal matter where the sacrifice of resources are reasonably possible, but the likelihood of an unfavorable outcome or the range of the loss cannot be estimated.

Under law, any settlement of claims litigated in court would be settled by Treasury's Judgment Fund.

NOTE 11 – INTRAGOVERNMENTAL COSTS AND EXCHANGE REVENUE

Intragovernmental Costs and Exchange Revenue for the Years Ended September 30, 2020 and 2019:

Intragovernmental Costs and Exchange Revenue	2020	2019
Legislative Activities		
Intragovernmental Costs	\$ 541,505,711	\$ 508,493,708
Public Costs	1,182,239,264	1,122,851,889
Total Costs	1,723,744,975	1,631,345,597
Intragovernmental Earned Revenue	(4,268,547)	(7,497,455)
Public Earned Revenue	(108,162)	(268,229)
Total Earned Revenue	(4,376,709)	(7,765,684)
Net Program Costs	1,719,368,266	1,623,579,913
Revolving Fund Activities		
Intragovernmental Costs	222,453	243,853
Public Costs	5,955,143	7,370,586
Total Costs	6,177,596	7,614,439
Intragovernmental Earned Revenue	(1,849,836)	(2,088,778)
Public Earned Revenue	(2,770,502)	(3,782,922)
Total Earned Revenue	(4,620,338)	(5,871,700)
Net Program Costs	1,557,258	1,742,739
Total		
Intragovernmental Costs	541,728,164	508,737,561
Public Costs	1,188,194,407	1,130,222,475
Total Costs	1,729,922,571	1,638,960,036
Intragovernmental Earned Revenue	(6,118,383)	(9,586,233)
Public Earned Revenue	(2,878,664)	(4,051,151)
Total Earned Revenue	(8,997,047)	(13,637,384)
Net Cost of Operations	\$ 1,720,925,524	\$ 1,625,322,652

NOTE 12 – PERSONNEL AND BENEFITS COMPENSATION

Personnel and Benefits Compensation for the Years Ended September 30, 2020 and 2019:

Member and Employee Personnel and Benefits Compensation	2020	2019
Personnel Compensation	\$ 849,013,736	\$ 807,574,109
Retirement Plan Contributions	197,545,606	155,099,025
Social Security	60,765,544	57,805,227
Health Insurance	54,470,307	48,569,588
Student Loan/Fitness Center Programs	15,677,792	14,657,483
Unemployment and Workers' Compensation	2,739,240	4,066,073
Transit Benefits	1,652,632	2,718,338
Life Insurance	1,227,473	1,178,387
Death Benefits	1,237,823	1,626,837
Annual Leave	1,152,590	1,290,757
Workers' Compensation Actuarial Adjustment	(1,498,190)	(1,630,753)
Total	\$ 1,183,984,553	\$ 1,092,955,071

NOTE 13 – EMERGENCY PREPAREDNESS

The House continues to develop contingency plans and capabilities to ensure the continuation of essential House Operations in the occurrence of a disruptive event.

Approximately \$25 million and \$22 million were expended in 2020 and 2019, respectively.

NOTE 14 – EXCHANGE REVENUES

In certain cases, the prices charged by the House for the sale of goods and services are set by House rules and regulations, which for program and other reasons may not represent full cost. In other cases, prices set for goods and services are intended to recover the full costs incurred by

these activities (e.g., child care fees, postal fees, and Gift Shop sales to the public).

NOTE 15 – IMPUTED FINANCING FROM COST ABSORBED BY OTHERS

The House incurs a variety of costs in its operations that are paid by other federal agencies. However, in accordance with Federal accounting standards, such costs are reflected in the House’s Statement of Net Costs, with a corresponding amount reflected in the Statement of Changes in Net Position as an imputed financing source. As detailed in the table below, these costs/imputed financing sources relate to the occupancy of the U.S. Capitol and House office buildings; a portion of Federal Employee and Veteran’s Benefits (FEVB); settlement of claims and litigation paid by Treasury’s Judgment Fund; and a portion of the retirement,

health, and life insurance benefits provided to House employees funded by OPM.

The *Current Service Costs for Federal Pensions* is negative for FY 2020 due to an increase in agency contribution rates for FERS employees, FERS Revised Annuity Employees (FERS-RAE) and FERS-Further Revised Annuity Employees (FERS-FRAE) beginning in October 2019. The result caused the agency contribution to be greater than the calculated imputed service cost.

Imputed Financing from Cost Absorbed by Others for the Years Ended September 30, 2020 and 2019:

Imputed Cost and Financing Source	2020	2019
Occupancy Costs	\$ 184,899,188	\$ 182,525,973
Federal Employee and Veteran’s Benefits		
Current Service Cost - Federal Employee Health Benefits	56,561,397	47,712,603
Current Service Cost - Federal Pensions	(15,418,848)	21,672,884
Current Service Cost - Federal Employee Group Life Insurance	121,694	115,049
Total Federal Employee and Veteran’s Benefits	41,264,243	69,500,536
Total	\$ 226,163,431	\$ 252,026,509

NOTE 16 – UNDELIVERED ORDERS AT THE END OF THE PERIOD

Undelivered Orders represent the amount of paid and unpaid orders for goods and services ordered which have not been received.

Undelivered Orders as of September 30, 2020 and 2019:

Undelivered Orders at the End of the Period	2020		2019	
	Intragovernmental	Public	Intragovernmental	Public
Undelivered Orders, Unpaid	\$ 211,462	\$ 57,216,313	\$ 332,911	\$ 53,330,429
Undelivered Orders, Paid	179,228	13,841,589	1,174,294	15,074,250
Total	\$ 390,690	\$ 71,057,902	\$ 1,507,205	\$ 68,404,679

NOTE 17 – PERMANENT INDEFINITE APPROPRIATIONS

A permanent and indefinite appropriation is a standing appropriation which, once made, is always available for specified purposes and does not require repeated action by Congress to authorize its use. Legislation authorizing an agency to retain and use offsetting receipts tends to be permanent; if so, it is a form of permanent appropriation. This appropriation is for an unspecified amount of money; and may appropriate all or part of the receipts from certain sources, the specific amount of which is determinable only at some future date, or it may appropriate “such sums as may be necessary” for a given purpose.

The House has two permanent and indefinite appropriations. These appropriations include the Compensation of Members and Related Administrative Expenses, and Congressional Use of Foreign Currency.

Compensation of Members and Related Administrative Expenses is maintained and administered by the House. Public Law 97-51, Sec. 130(c), Oct. 1, 1981, 95 Stat. 966,

Appropriation of funds for Compensation of Members of Congress and for Administrative Expenses at Levels Authorized by Law and Recommended by the President for Federal Employees, establishes the appropriation to fund the payroll and benefits compensation for Members of Congress and related administrative expenses in support of administering the fund.

Congressional Use of Foreign Currency is maintained and administered by the Department of State on behalf of the House. This account, which was established in 1948 and made permanent in 1981, is authorized by legislation codified in Title 22, Sec. 1754 of the United States Code. The funds are available to Congressional Committees and delegations to cover local currency expenses incurred while traveling abroad. Use of the foreign currency account for Congressional delegations and other official foreign travel of the House is authorized by either the Speaker of the House or the chairman of a Standing, Special and Select, or Joint Committee.

NOTE 18 – EXPLANATION OF DIFFERENCES BETWEEN THE COMBINED STATEMENT OF BUDGETARY RESOURCES AND THE BUDGET OF THE U.S. GOVERNMENT

Differences between the Statement of Budgetary Resources and the Budget of the U.S. Government as of September 30, 2020:

Differences between the Statement of Budgetary Resources and the Budget of the U.S. Government	2020		2019	
	Budgetary Resources	Net Outlays	Budgetary Resources	Net Outlays
Statement of Budgetary Resources	\$ 1,524,168,000	\$ 1,488,575,703	\$ 1,350,343,035	\$ 1,379,611,743
Differences due to Rounding	832,000	1,424,297	656,965	388,257
Budget of the U.S. Government	\$ 1,525,000,000	\$ 1,490,000,000	\$ 1,351,000,000	\$ 1,380,000,000

The House deems the differences due to rounding between the amounts reported in the Statement of Budgetary Resources and the actual amounts reported in the Budget of the U.S. Government for budgetary resources and net outlays to be immaterial and/or insignificant. As such, reconciliation of this item is not necessary and therefore not included.

The Budgets of the U.S. Government for FY 2021 and FY 2022, which show actual amounts for FY 2019 and FY 2020 respectively, were published as of May 2021 and available at www.whitehouse.gov/omb/budget.

NOTE 19 – RECONCILIATION OF NET COST TO NET OUTLAYS

Reconciliation of Net Cost to Net Outlays for the Year Ended September 30, 2020:

	Intragovernmental	Public	2020
Net Cost	\$ 535,609,781	\$ 1,185,315,743	\$ 1,720,925,524
Components of Net Cost That Are Not Part of Net Outlays:			
Property, plant, and equipment depreciation	-	(12,969,099)	(12,969,099)
Property, plant, and equipment disposal & reevaluation	-	(20,578)	(20,578)
Other	-	(296,797)	(296,797)
Increase/(decrease) in assets:			
Accounts receivable	(23,462)	(90,516)	(113,978)
Other assets	(995,073)	(1,232,839)	(2,227,912)
(Increase)/decrease in liabilities:			
Accounts payable	(2,536,046)	1,209,622	(1,326,424)
Salaries and benefits	(443,472)	(18,819)	(462,291)
Other liabilities (Unfunded leave, unfunded FECA, actuarial FECA)	-	1,846,991	1,846,991
Other financing sources:			
Federal employee retirement benefit costs paid by OPM and imputed to agency	(226,163,431)	-	(226,163,431)
Total Components of Net Cost That Are Not Part of Net Outlays	(230,161,484)	(11,572,035)	(241,733,519)
Components of Net Outlays That Are Not Part of Net Cost:			
Acquisition of capital assets	-	8,037,981	8,037,981
Acquisition of inventory	-	1,399,881	1,399,881
Other	-	(54,164)	(54,164)
Total Components of Net Outlays That Are Not Part of Net Cost	-	9,383,698	9,383,698
Net Outlays	\$ 305,448,297	\$ 1,183,127,406	\$ 1,488,575,703

Reconciliation of Net Cost to Net Outlays for the Year Ended September 30, 2019:

	Intragovernmental	Public	2019
Net Cost	\$ 499,151,328	\$ 1,126,171,324	\$ 1,625,322,652
Components of Net Cost That Are Not Part of Net Outlays:			
Property, plant, and equipment depreciation	-	(9,572,850)	(9,572,850)
Property, plant, and equipment disposal & reevaluation	-	(108,771)	(108,771)
Other	-	(1,447,298)	(1,447,298)
Increase/(decrease) in assets:			
Accounts receivable	1,038	89,449	90,487
Other assets	(284,118)	3,865,217	3,581,099
(Increase)/decrease in liabilities:			
Accounts payable	1,972,173	(2,265,432)	(293,259)
Salaries and benefits	(62,478)	22,465	(40,013)
Other liabilities (Unfunded leave, unfunded FECA, actuarial FECA)	-	339,996	339,996
Other financing sources:			
Federal employee retirement benefit costs paid by OPM and imputed to agency	(252,026,509)	-	(252,026,509)
Total Components of Net Cost That Are Not Part of Net Outlays	(250,399,894)	(9,077,224)	(259,477,118)
Components of Net Outlays That Are Not Part of Net Cost:			
Acquisition of capital assets	-	12,333,197	12,333,197
Acquisition of inventory	-	1,432,693	1,432,693
Other	-	319	319
Total Components of Net Outlays That Are Not Part of Net Cost	-	13,766,209	13,766,209
Net Outlays	\$ 248,751,434	\$ 1,130,860,309	\$ 1,379,611,743



NOTE 20 – COVID-19 ACTIVITY

COVID - 19 Activity as of September 30, 2020:

Budget Authority				Amount
CARES Act			\$	25,400,000

CARES Act Spending	Obligations	Expenditures	Budget Resources Used
Legislative Activities	\$ 1,580,065	\$ 4,186,644	\$ 5,766,709
Revolving Fund Activities	-	1,719,722	1,719,722
Total CARES Act Spending	\$ 1,580,065	\$ 5,906,366	\$ 7,486,431
		CARES Act Funds Available	\$ 17,913,569

Under the Coronavirus Aid, Relief and Economic Security (CARES) Act, Title IX of Division B, Public Law 116-136 (H.R. 748), the House was appropriated \$25.4M to remain available until September 30, 2021, except that \$5.4M shall remain available until expended, to prevent, prepare for, and responds to coronavirus domestically or internationally, to be allocated in accordance with a spend plan submitted to the Committee on Appropriations of the House of Representatives by the Chief Administrative Officer and approved by such Committee. Such amount is designated by the Congress as being for an emergency

requirement pursuant to section 251(b)(2)(A)(i) of the Balanced Budget and Emergency Deficit Control Act of 1985. \$25.4M is allocated as following: (1) Office of the Attending Physician, \$400K; (2) Sergeant at Arms, \$5M; (3) Members' Representational Allowance, \$5M; (4) Standing Committees, Special and Select, \$2M; (5) Supplies and Materials, \$3.8M; (6) Chief Administrative Officer, \$6.8M; and (7) Committee on Appropriations, \$700K; and (8) Revolving Funds, \$1.7M.



Required Supplementary Information





REQUIRED SUPPLEMENTARY INFORMATION

STEWARDSHIP PROPERTY AND EQUIPMENT

The U.S. House of Representatives (House) collection of heritage assets includes artwork, historic artifacts, and photographs that reflect the rich heritage and evolving nature of the House. The ideals and trials of the institution and our history are expressed in the heritage assets whose subject matter includes prominent Americans, distinguished individuals, significant moments in history, and symbolic representations of the nation’s rich and diverse history.

The House Curator manages and cares for the House’s collection which is located on display, in storage, and on loan throughout the U.S. Capitol complex including House office buildings and other locations under the jurisdiction of the House. Because display locations on campus are not in a traditional museum setting, works of art and artifacts may be more vulnerable to damage from human contact and surface deposits. However, it is the House’s goal to preserve its heritage assets and manage the condition in accordance with the intended usage of the collection. The House conducts periodic assessments to monitor, inspect, and evaluate the condition of the heritage assets to determine the current condition for preservation or restoration efforts. These assessments are performed in accordance with House established practice and professional standards. General conditions are categorized as excellent, good, fair, or poor. The House has determined its heritage assets to be in fair to excellent condition.

The following tables present the general condition of the House’s heritage assets and indicate an aggregate condition of the collection as of September 30, 2020:

Heritage Asset Collection - Artwork

General Condition	2019	Increase	Decrease	2020
Good to Excellent	372	4	-	376

The works of art include oil and acrylic paintings, works on paper, and sculpture in bronze, marble and other media. These items range from portraits and historical documents to statues and other works of art.

Examples of the House’s collection of works of art include:

Oil Paintings

The House’s oil paintings are primarily portraits of Speakers and committee chairmen. The oldest, and largest, committee portrait is of Appropriations Committee chairman James Garfield.

Acrylic Paintings

The House’s collection of acrylic paintings grew in the last several decades, as many portrait artists shifted from traditional oil paints to acrylics.

Works on Paper

The House’s collection of works on paper includes political cartoons from the 18th through the 20th centuries.

Sculpture

The House’s collection of sculpture is primarily life-sized works, but also contains Jimilu Mason’s small maquette of Speaker Sam Rayburn.

Heritage Asset Collection - Artifacts

General Condition	2019	Increase	Decrease	2020
Fair to Excellent	12,388	649	6	13,031

The artifacts include items in various types of media, including but not limited to paper, metal, plaster, plastic, wood, textile, and ceramic. For example, these items include photographs, magazines, handbills, spittoons, furniture, and drinking glasses.

Examples of the House’s collection of artifacts include:

Paper

The House’s collection of paper artifacts ranges widely. One of the lesser-known categories of paper in the collection is that of campaign ink blotters.

Metals

The largest portion of the House’s collection of metal artifacts consists of campaign buttons, but small metal statuettes and a large baseball trophy are present as well.

Plaster

The House’s collection of plaster artifacts contains several 1932 busts of George Washington.

Wood

The House’s collection of wood artifacts is primarily furniture, some from the early 19th century House Chamber.

Textiles

The House’s collection of textile artifacts is the most fragile group of objects. The oldest artifacts are from the early 20th century and the newest are from a century later.

Ceramics

The House’s collection of ceramics includes a small donkey statue owned by Majority Leader Hale Boggs.



U.S. HOUSE OF REPRESENTATIVES COMBINING STATEMENTS OF BUDGETARY RESOURCES

For the Years Ended September 30, 2020 and 2019

	2020	2020	2020
	Appropriated Funds	Revolving Funds	Total
Budgetary Resources			
Unobligated balance from prior year budget authority, net (discretionary and mandatory)	\$ 87,965,614	\$ 21,783,357	\$ 109,748,971
Appropriations (discretionary and mandatory)	1,522,431,741	1,736,259	1,524,168,000
Spending authority from offsetting collections (discretionary and mandatory)	6,959,625	23,546,823	30,506,448
Total budgetary resources	\$ 1,617,356,980	\$ 47,066,439	\$ 1,664,423,419
Status of Budgetary Resources			
New obligations and upward adjustments (total)	\$ 1,500,930,298	\$ 26,545,829	\$ 1,527,476,127
Unobligated balance, end of year:			
Exempt from apportionment, unexpired accounts	100,715,638	20,520,610	121,236,248
Unexpired unobligated balance, end of year	100,715,638	20,520,610	121,236,248
Expired unobligated balance, end of year	15,711,044	-	15,711,044
Unobligated balance, end of year (total)	116,426,682	20,520,610	136,947,292
Total budgetary resources	\$ 1,617,356,980	\$ 47,066,439	\$ 1,664,423,419
Outlays, Net			
Outlays, net (total) (discretionary and mandatory)	\$ 1,487,050,487	\$ 1,702,725	\$ 1,488,753,212
Distributed offsetting receipts	(177,509)	-	(177,509)
Agency outlays, net (discretionary and mandatory)	\$ 1,486,872,978	\$ 1,702,725	\$ 1,488,575,703

(table continued on page 60)

U.S. HOUSE OF REPRESENTATIVES COMBINING STATEMENTS OF BUDGETARY RESOURCES

For the Years Ended September 30, 2020 and 2019

	2019	2019	2019
	Appropriated Funds	Revolving Funds	Total
Budgetary Resources			
Unobligated balance from prior year budget authority, net (discretionary and mandatory)	\$ 105,756,296	\$ 28,727,593	\$ 134,483,889
Appropriations (discretionary and mandatory)	1,350,343,035	-	1,350,343,035
Spending authority from offsetting collections (discretionary and mandatory)	5,315,072	20,872,554	26,187,626
Total budgetary resources	\$ 1,461,414,403	\$ 49,600,147	\$ 1,511,014,550
Status of Budgetary Resources			
New obligations and upward adjustments (total)	\$ 1,372,896,216	\$ 22,816,790	\$ 1,395,713,006
Unobligated balance, end of year:			
Exempt from apportionment, unexpired accounts	77,760,087	26,783,357	104,543,444
Unexpired unobligated balance, end of year	77,760,087	26,783,357	104,543,444
Expired unobligated balance, end of year	10,758,100	-	10,758,100
Unobligated balance, end of year (total)	88,518,187	26,783,357	115,301,544
Total budgetary resources	\$ 1,461,414,403	\$ 49,600,147	\$ 1,511,014,550
Outlays, Net			
Outlays, net (total) (discretionary and mandatory)	\$ 1,377,894,814	\$ 1,955,750	\$ 1,379,850,564
Distributed offsetting receipts	(238,821)	-	(238,821)
Agency outlays, net (discretionary and mandatory)	\$ 1,377,655,993	\$ 1,955,750	\$ 1,379,611,743



